

# Hugyfot

lens chart for

# Canon crop cameras




















... - 450D - 500D - 550D  
40D - 50D - 7D

## Tokina

Lenses



Type	Lens	Port	Extension	Zoom/Focus Gear	
Macro	 AT-X AF 100mm F2.8	 Flat port <b>FLP-6.607</b>	 Extension <b>EXT-6.432</b> (60 mm)		
Zoom	 AT-X DX 10-17mm F3.5-4.5 FishEye	 Fisheye port <b>FEP-6.608</b>		 <b>GEA-6.511</b>	 <b>SIL-6.500</b>
	 AT-X 11-16mm PRO DX F2.8	 Fisheye port <b>FEP-6.608</b>	 Extension <b>EXT-6.275</b> (40 mm)	 <b>GEA-6.511</b>	 <b>SIL-6.667</b>
	 AT-X Pro DX 12-24mm F4.0	 Fisheye port <b>FEP-6.608</b>	 Extension <b>EXT-6.275</b> (40 mm)	 <b>GEA-6.511</b>	 <b>SIL-6.667</b>

*Lenses listed above are most used in UW-photography. Please contact us for information on possible port combinations for other lenses.*

In addition to the port combinations listed above, other combinations might work too. All information is provided as current and at best know-how possible. Hugyfot can not be held liable for error and omissions or wrong equipment use derived from this port-chart.

Dealer information